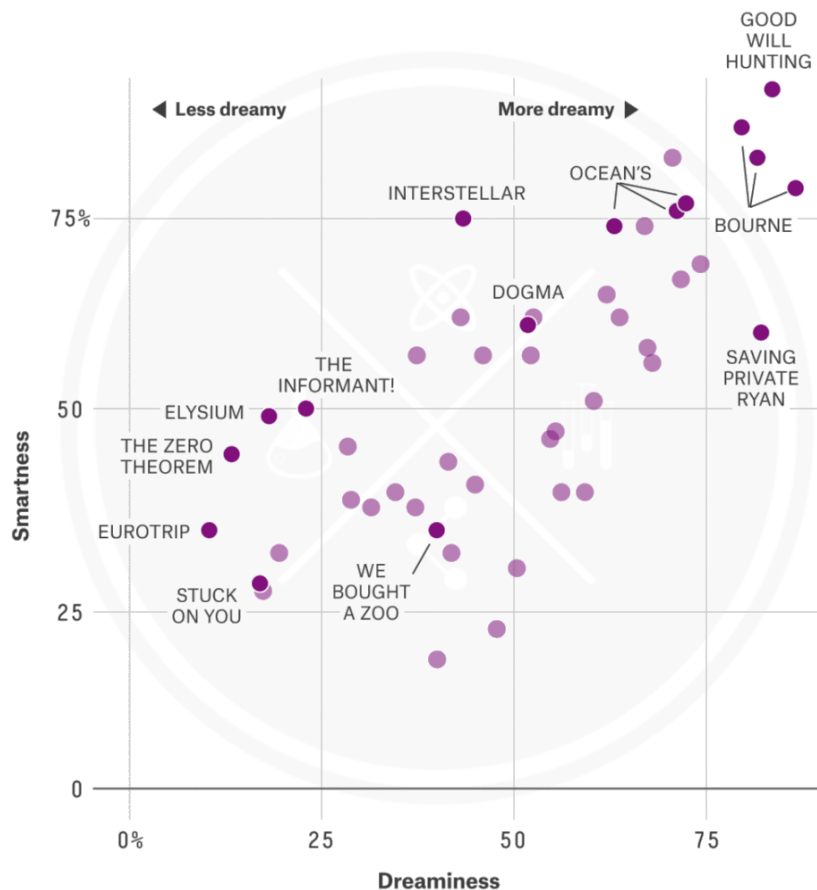


REAL SCIENCE: FUN GRAPH ANALYSIS PRACTICE #1

"Smartness" vs. "dreaminess" based on probabilities that a character played by Matt Damon will beat an average Matt Damon in the category, from surveys of 3,435 respondents about the smartness of characters and 17,582 about the dreaminess



FIVETHIRTYEIGHT

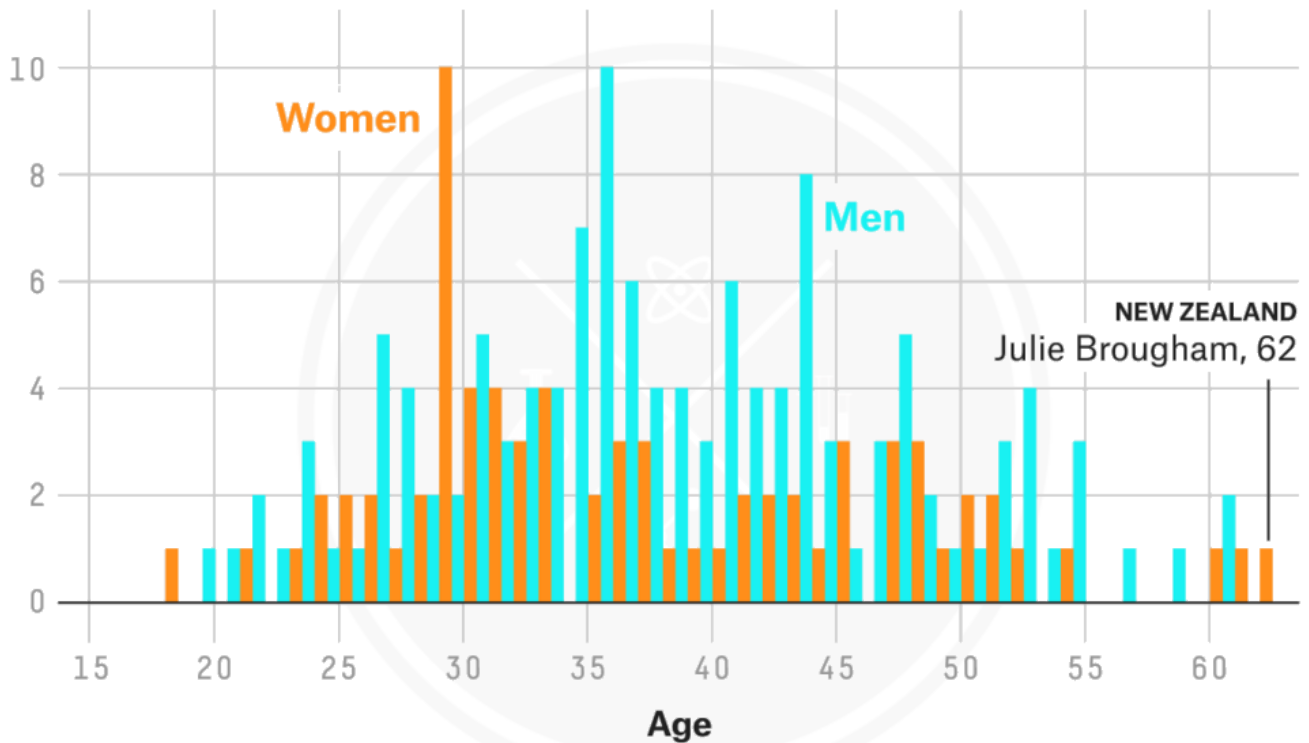
SOURCE: ALLOURIDEAS, WALTHICKEY.COM

Sample Analysis Questions

1. In the 3 movies where Matt Damon is the highest dreaminess rating, what were his corresponding smartness ratings?
2. What were Matt Damon's roles in the 3 movies where he is considered most dreamy?
3. In the 3 movies where Matt Damon has the lower smartness ratings, what were his corresponding dreaminess ratings?
4. What were Matt Damon's roles in the 3 movies where he is considered least dreamy?
5. Using the CER format, what can you conclude about Matt Damon's movie roles and his dreaminess?

REAL SCIENCE: FUN GRAPH ANALYSIS PRACTICE #2

Number of equestrians at the 2016 Olympics by age and gender



FIVETHIRTYEIGHT

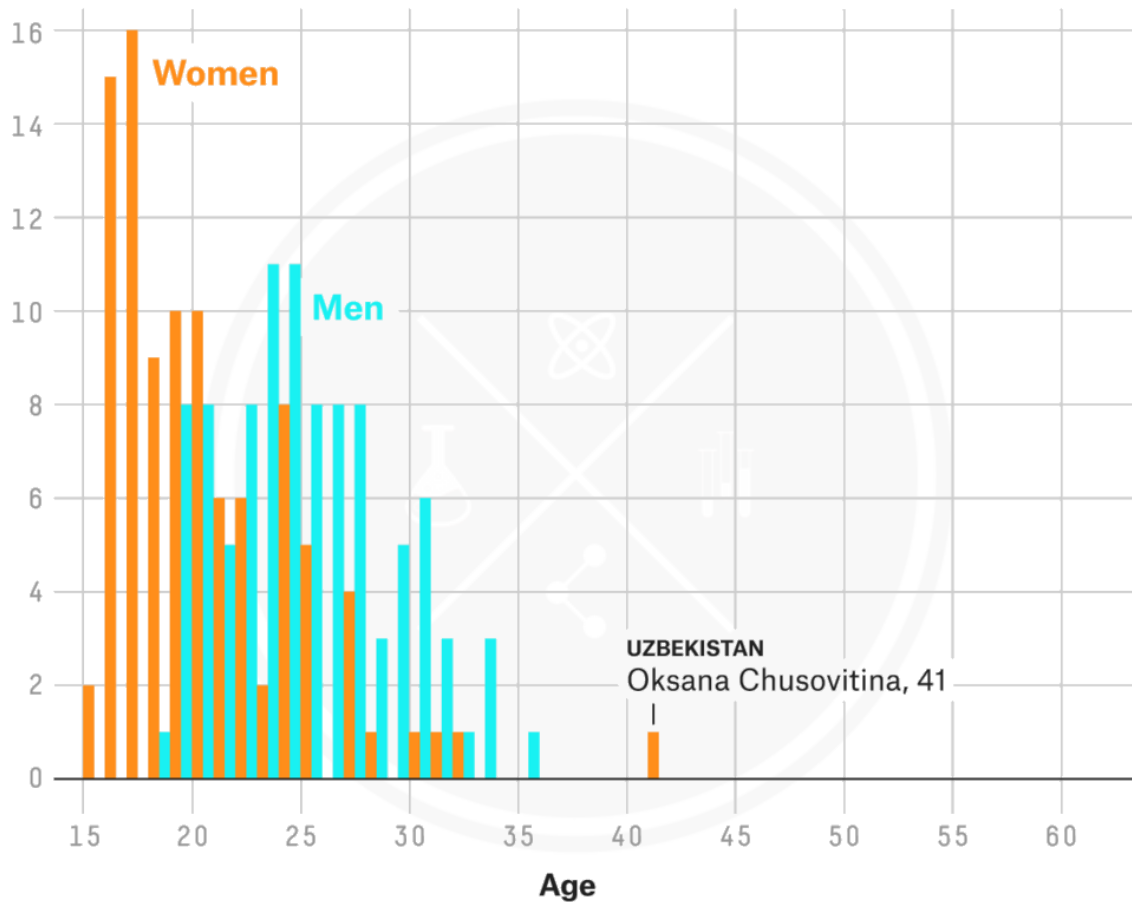
SOURCE: WWW.RIO2016.COM

Sample Analysis Questions

1. What is the most common age for female Olympic gymnasts?
2. How many male Olympic gymnasts are 18 years of age?

REAL SCIENCE: PRACTICE #2 (CONT'D)

Number of artistic gymnasts at the 2016 Olympics by age and gender



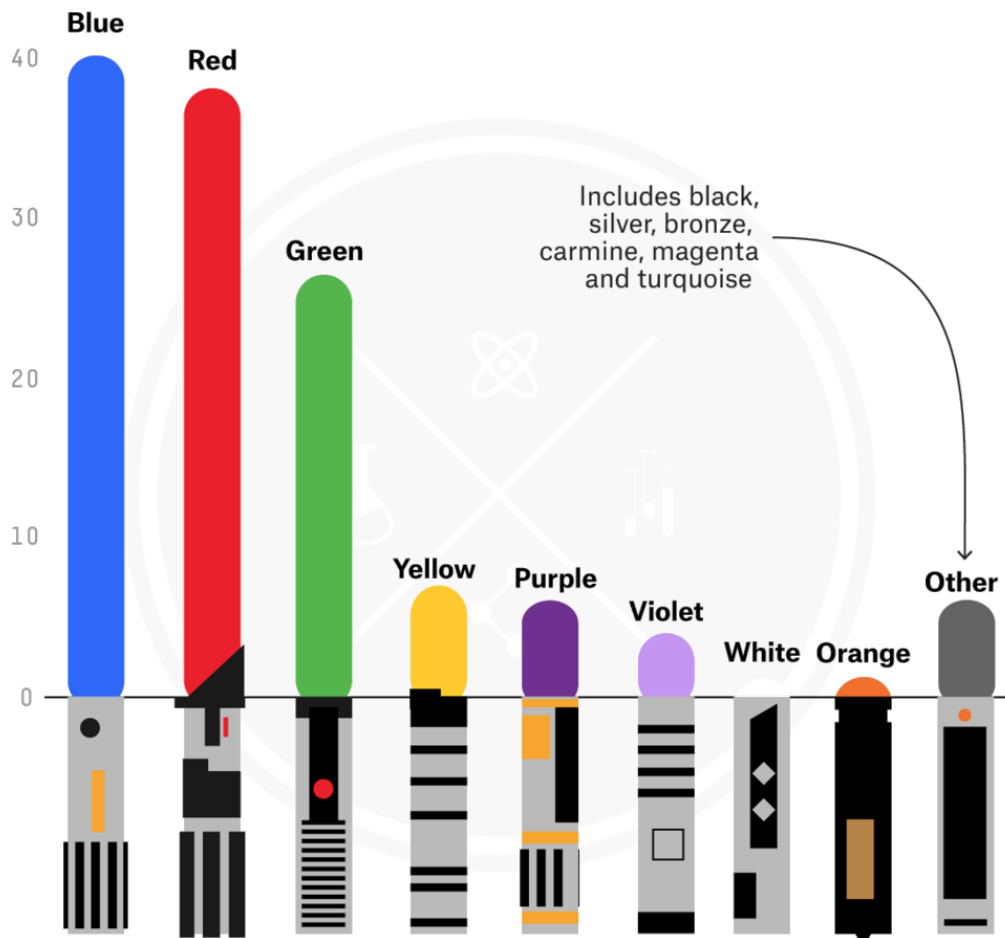
FIVETHIRTYEIGHT

SOURCE: WWW.RIO2016.COM

3. What is the most common age for female Olympic equestrians?
4. For what ages for male Olympic equestrians are there at least 6 participants with that same age? What age would those be?
5. Using the CER format, what can you conclude about Olympian age and sports?

REAL SCIENCE: FUN GRAPH ANALYSIS PRACTICE #3

Number of lightsabers by color in 'Star Wars,' in both canon and the extended universe Legends stories



In cases of overlap between Legends and canon, only one lightsaber counted. Includes only lightsabers for which color data is available.

FiveThirtyEight

SOURCE: WOOKIEEPEDIA

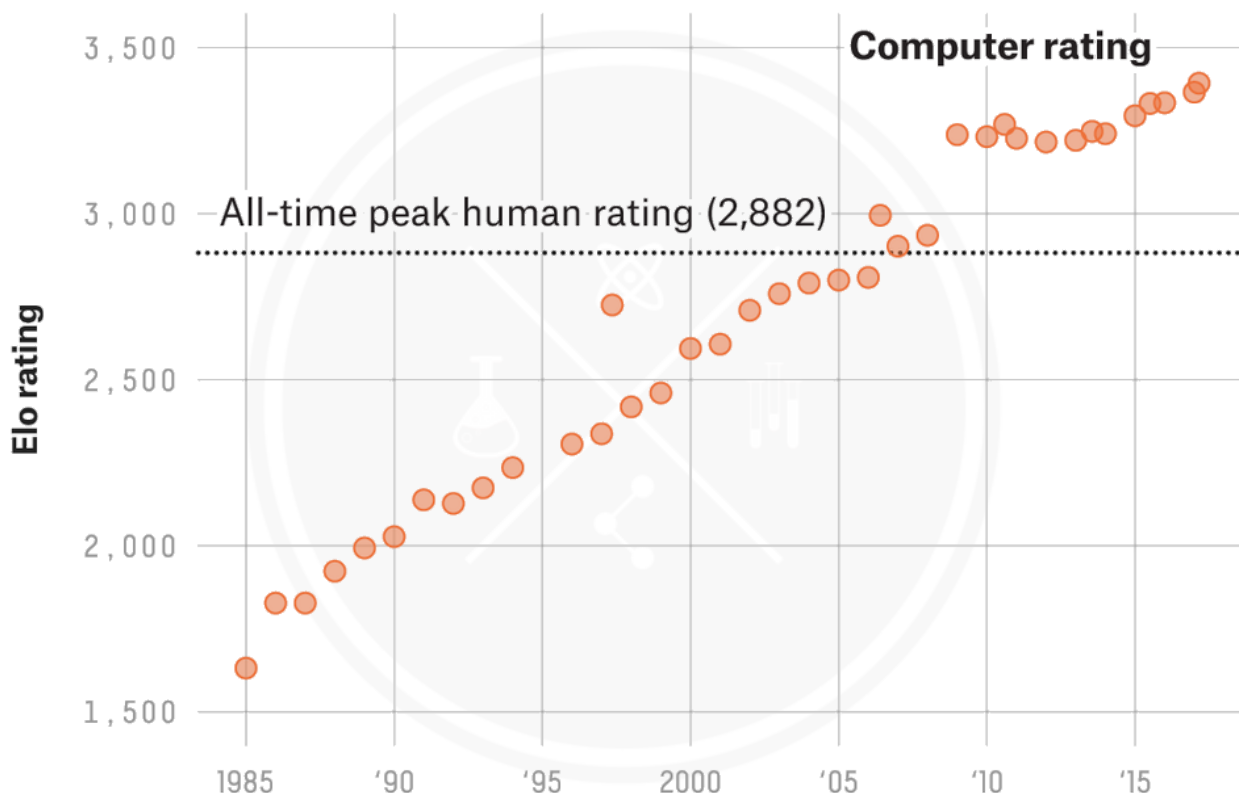
Sample Analysis Questions

1. What percentage of lightsabers in star wars are red?
2. What percentage of lightsabers in star wars are green?
3. How many times more red lightsabers are there compared to blue lightsabers?
4. Assuming a star wars movie has 120 lightsaber battles, approximately how many lightsabers in the battle would be red, blue, and green.
5. What is the least popular lightsaber colour? What percentage of lightsabers does the least favourite colour represent?

REAL SCIENCE: FUN GRAPH ANALYSIS PRACTICE #4

Chess computers have been better than humans for years

Elo ratings since 1984



FiveThirtyEight

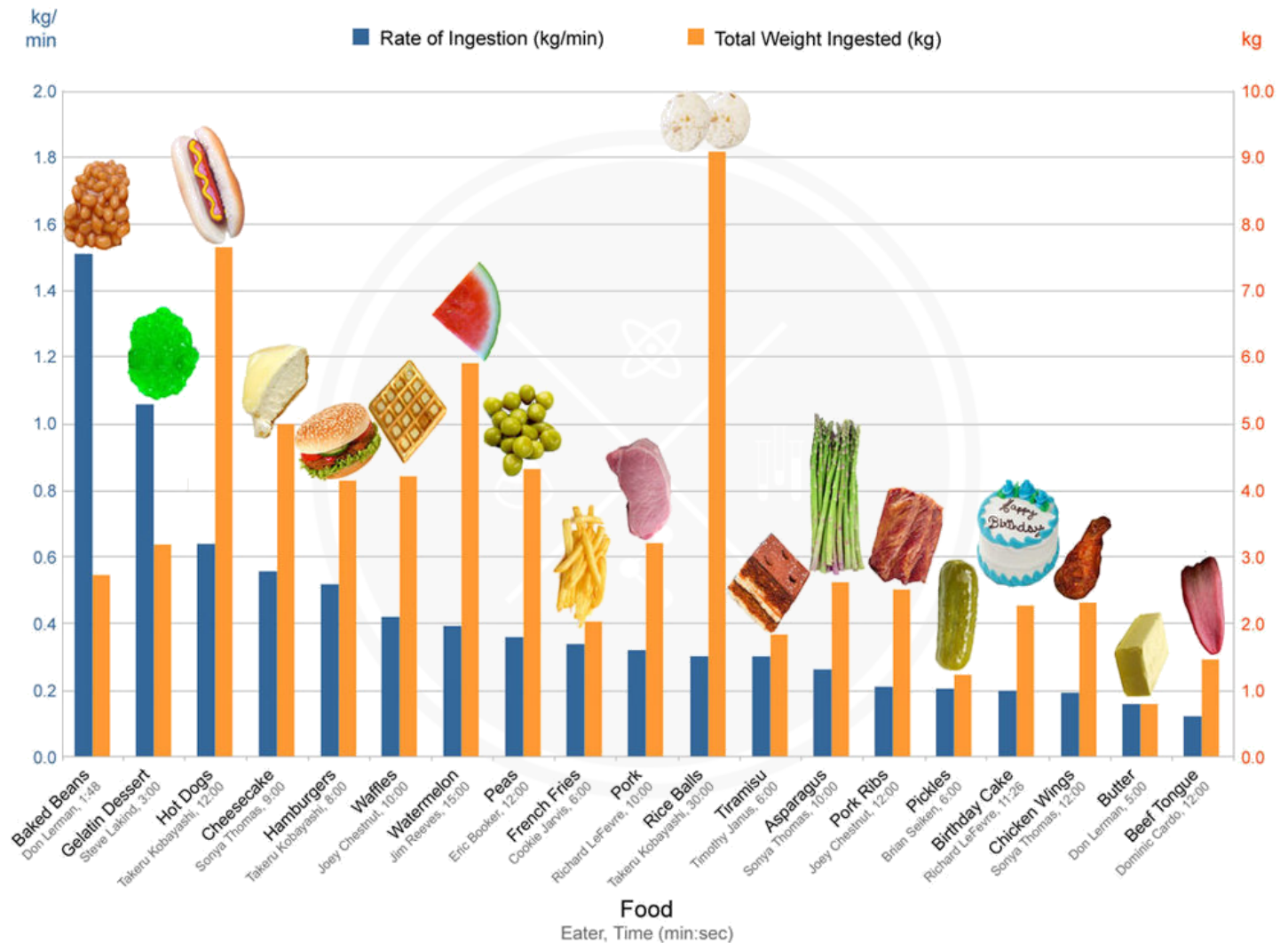
SOURCE: ELECTRONIC FRONTIER FOUNDATION, FIDE

Sample Analysis Questions

1. What year did computer elo scores finally exceed 2000?
2. What were computer elo scores in 1990?
3. What year did computer elo scores match the best all-time human elo score?
4. What is the range of computer elo scores from 1995 to 2005?
5. Using the CER format, what can you conclude about the trend in computer elo scores?

REAL SCIENCE: FUN GRAPH ANALYSIS PRACTICE #5

Competitive Eating Records



Sample Analysis Questions

1. Which foods did competitors consume at least 5 kg of during competition?
2. Which foods had a consumption rate of approximately 0.2 kg/min?
3. Which food had the greatest total weight consumed during competition? Which food had the least?
4. Which food had the quickest rate of consumption during competition? Which food had the least?
5. Using the CER format, what can you conclude about the foods that had the greatest rate of consumption during food competitions?